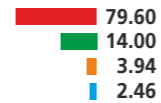
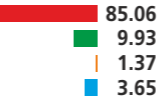
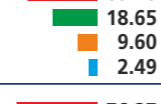


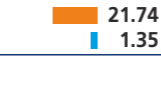
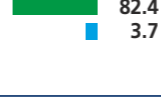



Equity Funds Ready Reckoner

Scheme Name	Investment Theme	Product Positioning	Key Features	Fund Manager	Benchmark	Monthly AAUM (Rs. Crs)	Mcap (%)	Overweight	Underweight	Beta	Sharpe	Standard Deviation (%)	3 years Alpha (%)
Kotak 50	Large cap	Invest with industry leaders	a. Favours industry leaders in cost, innovation, brand, competence, etc. with a proven execution track record across cycles b. High conviction and long term calls taken	Mr. Harish Krishnan	Nifty 50	1396.42		1. Industrial Manufacturing 2. Cement & Cement Products 3. Media & Entertainment	1. IT 2. Financial Services 3. Metals	0.96	0.40	13.44	3.61
Kotak Classic Equity	Large cap	Long term wealth creators	a. Focus on sustainable large cap stories which can withstand market shocks b. These are companies with pricing power for their competitive advantage or entry barriers	Mr. Deepak Gupta	Nifty 100	117.11		1. Energy 2. Metals 3. Consumer Goods	1. Financial Services 2. Construction 3. Pharma	0.96	0.44	13.24	2.43
Kotak Opportunities	Diversified	Spotting the hidden gems	Identifies investment opportunities across market capitalisation and sectors	Mr. Harsha Upadhyaya	Nifty 500	1983.77		1. Energy 2. Cement & Cement Products 3. Fertilizers & Pesticides	1. Information Technology 2. Metals 3. Pharma	0.99	0.69	14.07	4.72
Kotak Select Focus Fund	Multi Cap	Focus on few selected sectors	a. Invests in a few sectors as the various sectors of the economy tend to perform differently at different points of time b. Flexibility to move across market caps depending on their attractiveness during the economic phase	Mr. Harsha Upadhyaya	Nifty 200	14,612.21		1. Cement & Cement Products 2. Energy 3. Industrial Manufacturing	1. Information technology 2. Consumer Goods 3. Metals	0.99	0.73	14.00	6.34
Kotak Tax Saver	ELSS	Tax advantage with potential equity growth	a. Portfolio is diversified across sectors and market capitalization segments b. Offers dual benefits of growth and tax savings	Mr. Harsha Upadhyaya	Nifty 500	695.32		1. Energy 2. Cement & Cement Products 3. Industrial Manufacturing	1. Consumer Goods 2. Information technology 3. Metals	1.05	0.59	14.95	3.59
Kotak Midcap	Mid cap	Spot them young, watch them grow	a. Identifies the hidden growth potential of mid-cap sized companies b. Portfolio exhibits higher volatility than large caps however tends to have a larger return base c. Buy and hold strategy	Mr. Pankaj Tibrewal	Nifty Midcap 100	747.69		1. Industrial Manufacturing 2. Automobiles 3. Chemicals	1. Energy 2. Information Technology 3. Metals	0.97	0.81	15.26	0.38
Kotak Emerging Equity Scheme	Mid and Small Cap	Emerging leaders	a. Stands for winning investment ideas across the mid & small cap range offering decent growth trajectory over the medium to long term horizon b. Buy and hold strategy c. Riskier than a large cap fund but offers faster growth rate since it has a smaller based. d. 15%-20% allocation to large cap opportunities as tactical plays	Mr. Pankaj Tibrewal	S&P BSE Mid Small Cap	2,526.81		1. Industrial Manufacturing 2. Media & Entertainment 3. Chemicals	1. Energy 2. Pharma 3. Metals	0.90	0.97	14.85	1.76
Kotak Infrastructure & Economic Reform Fund	Thematic: Infrastructure	True to label	a. Identifies ""flow related"" companies - These benefit from spending from government, private and household (in terms of properties). They are not asset owners. b. Focus on high quality companies exhibiting superior ROE, positive cash flow, low leverage in an otherwise challenging environment	Mr. Harish Krishnan	S&P BSE 100	360.69	N/A	N/A	N/A	0.93	0.72	15.03	8.26
Kotak Balance Fund	Balanced	Best of both worlds: equity & debt	a. Equity portion: Multi cap strategy to identify outstanding companies having well managed and durable businesses with predictable earnings power b. Debt portion: Actively managed with medium to long term maturity c. Lower volatility than a pure equity or debt fund	Mr. Pankaj Tibrewal & Mr. Abhishek Bisen	Crisil Balanced Fund	2,130.37		N/A	N/A	1.13	0.44	10.74	2.1
Kotak Equity Arbitrage Fund	Equity Arbitrage	Arbitrage opportunities	a. Discovers arbitrage opportunities by simultaneously entering transactions of long position in cash and exactly off-setting short position in futures b. Equity position is completely hedged	Mr. Deepak Gupta	Nifty 50 Arbitrage Index	11,949.36	N/A	N/A	N/A	0.44	1.16	0.47	0.39
Kotak Equity Savings Fund	Equity Savings	MIP with equity tax efficiency	Conservative portfolio with a blend of: a. Income generation - through arbitrage opportunities & debt investment. b. Growth potential - through moderate participation in equity markets c. Tax efficiency - through equity orientation	Mr. Deepak Gupta & Mr. Abhishek Bisen	75% of Nifty 50 Arbitrage Index + 25% of Nifty 50	1,113.86	N/A	N/A	N/A	0.94	0.74	3.31	1.91

Details provided are as on October 31st, 2017. Ratio Source: ICRA MFI Explorer. Riskfree rate assumed to be 6.00% (FBIL Overnight MIBOR rate as on October 31st, 2017).





*For Kotak Midcap Fund & Kotak Emerging Equity Fund the stocks falling within the mcap range in Nifty Midcap 100 & S&P BSE Mid Small Cap, respectively, would be considered as midcap stocks.

Any stock which would have mcap above the highest mcap of these benchmarks would be considered as largecap, and any stock would have mcap below the lowest mcap would be considered as smallcap.

For Tax Saver Fund : Minimum Initial Investment: 500. Additional Investment: 500 & in multiples of 500. For all other Equity Schemes : Minimum Initial Investment: 5000. Additional Investment: 1000 & in multiples of 1

N/A: Field not applicable to the scheme owing to its investment theme.

Risk Factor: Mutual Fund investments are subject to market risks, read all scheme related documents carefully. Continuous offer of units of all schemes available at NAV based prices.

 **LARGECAP** (>27163 crs)*
 **MIDCAP** (27163 to 4435 crs)*
 **SMALLCAP** (<4435 crs)*
 **DEBT + CASH**

Scheme Performances as on October 31st, 2017

Kotak 50 - Dividend

	Scheme Returns ^ (%)	Nifty 50 # (%)	S&P BSE Sensex ## (%)	Current Value of Standard Investment of ₹ 10000 in the		
				Scheme (₹)	Benchmark # (₹)	Additional Benchmark # # (₹)
Since Inception (Dec 29, 1998)	19.69	14.01	13.51	2,96,186	1,18,436	1,09,028
Last 1 Year	17.01	19.47	18.70	N.A.		
Last 3 Years	11.09	7.48	6.02			
Last 5 Years	16.23	12.95	12.40			

Scheme Inception date is 29/12/1998. Mr. Harish Krishnan has been managing the fund since 01/01/2014. Different plans have different expense structure. The performance details provided herein are of regular plan. ^Past performance may or may not be sustained in future. *All payouts during the period have been reinvested in the units of the scheme at the then prevailing NAV. Returns >= 1 year: CAGR (Compounded Annualised Growth Rate). N.A stands for data not available. Note: Point to Point (PTP) Returns in INR shows the value of 10,000/- investment made at inception. Source: ICRA MFI Explorer. # Name of Scheme Benchmark. ## Name of Additional Benchmark.

Kotak Equity Arbitrage Fund - Growth

	Scheme Returns ^ (%)	Nifty 50 Arbitrage Index # (%)	Nifty 50 ## (%)	Current Value of Standard Investment of ₹ 10000 in the		
				Scheme (₹)	Benchmark # (₹)	Additional Benchmark # # (₹)
Since Inception Sep 29, 2005	7.59	N/A	12.05	24,235	#NA	39,581
Last 1 Year	5.90	4.37	19.47	N.A.		
Last 3 Years	6.73	6.34	7.48			
Last 5 Years	7.72	7.18	12.95			

Scheme Inception date is 29/09/2005. Mr. Deepak Gupta has been managing the fund since 01/09/2008. Different plans have different expense structure. The performance details provided herein are of regular plan. ^Past performance may or may not be sustained in future. *All payouts during the period have been reinvested in the units of the scheme at the then prevailing NAV. Returns >= 1 year: CAGR (Compounded Annualised Growth Rate). N.A stands for data not available. Note: Point to Point (PTP) Returns in INR shows the value of 10,000/- investment made at inception. Source: ICRA MFI Explorer. # Name of Scheme Benchmark. ## Name of Additional Benchmark.

Kotak Classic Equity Fund - Growth

	Scheme Returns ^ (%)	Nifty 100 # (%)	Nifty 50 ## (%)	Current Value of Standard Investment of ₹ 10000 in the		
				Scheme (₹)	Benchmark # (₹)	Additional Benchmark # # (₹)
Since Inception Jul 27, 2005	13.51	13.37	12.95	47,355	46,623	44,566
Last 1 Year	23.83	20.42	19.47	N.A.		
Last 3 Years	11.58	9.15	7.48			
Last 5 Years	16.46	14.30	12.95			

Scheme Inception date is 27/07/2005. Mr. Deepak Gupta has been managing the fund since 01/01/2017. Different plans have different expense structure. The performance details provided herein are of regular plan. ^Past performance may or may not be sustained in future. *All payouts during the period have been reinvested in the units of the scheme at the then prevailing NAV. Returns >= 1 year: CAGR (Compounded Annualised Growth Rate). N.A stands for data not available. Note: Point to Point (PTP) Returns in INR shows the value of 10,000/- investment made at inception. Source: ICRA MFI Explorer. # Name of Scheme Benchmark. ## Name of Additional Benchmark.

Kotak Infrastructure and Economic Reform Fund - Growth

	Scheme Returns ^ (%)	S&P BSE 100 # (%)	Nifty 50 ## (%)	Current Value of Standard Investment of ₹ 10000 in the		
				Scheme (₹)	Benchmark # (₹)	Additional Benchmark # # (₹)
Since Inception Feb 25, 2008	8.72	7.32	7.35	22,473	19,818	19,873
Last 1 Year	26.76	20.55	19.47	N.A.		
Last 3 Years	16.98	8.72	7.48			
Last 5 Years	20.31	13.89	12.95			

Scheme Inception date is 25/02/2008. Mr. Harish Krishnan has been managing the fund since 01/02/2015. Different plans have different expense structure. The performance details provided herein are of regular plan. ^Past performance may or may not be sustained in future. *All payouts during the period have been reinvested in the units of the scheme at the then prevailing NAV. Returns >= 1 year: CAGR (Compounded Annualised Growth Rate). N.A stands for data not available. Note: Point to Point (PTP) Returns in INR shows the value of 10,000/- investment made at inception. Source: ICRA MFI Explorer. # Name of Scheme Benchmark. ## Name of Additional Benchmark.

Kotak Emerging Equity - Growth

	Scheme Returns ^ (%)	S&P BSE MidSmallCap # (%)	Nifty 50 ## (%)	Current Value of Standard Investment of ₹ 10000 in the		
				Scheme (₹)	Benchmark # (₹)	Additional Benchmark # # (₹)
Since Inception Mar 30, 2007	13.81	12.92	9.84	39,383	36,249	27,045
Last 1 Year	20.79	27.46	19.47	N.A.		
Last 3 Years	21.06	19.30	7.48			
Last 5 Years	25.64	21.00	12.95			

Scheme Inception date is 30/03/2007. Mr. Pankaj Tibrewal has been managing the fund since 27/05/2010. Different plans have different expense structure. The performance details provided herein are of regular plan. ^Past performance may or may not be sustained in future. *All payouts during the period have been reinvested in the units of the scheme at the then prevailing NAV. Returns >= 1 year: CAGR (Compounded Annualised Growth Rate). N.A stands for data not available. Note: Point to Point (PTP) Returns in INR shows the value of 10,000/- investment made at inception. Source: ICRA MFI Explorer. # Name of Scheme Benchmark. ## Name of Additional Benchmark.

Kotak Midcap - Growth

	Scheme Returns ^ (%)	Nifty Free Float Midcap 100 # (%)	Nifty 50 ## (%)	Current Value of Standard Investment of ₹ 10000 in the		
				Scheme (₹)	Benchmark # (₹)	Additional Benchmark # # (₹)
Since Inception Feb 24, 2005	17.41	16.02	13.57	76,692	65,929	50,286
Last 1 Year	17.85	23.38	19.47	N.A.		
Last 3 Years	18.61	18.23	7.48			
Last 5 Years	22.83	20.31	12.95			

Scheme Inception date is 24/02/2005. Mr. Pankaj Tibrewal has been managing the fund since 21/01/2010. Different plans have different expense structure. The performance details provided herein are of regular plan. ^Past performance may or may not be sustained in future. *All payouts during the period have been reinvested in the units of the scheme at the then prevailing NAV. Returns >= 1 year: CAGR (Compounded Annualised Growth Rate). N.A stands for data not available. Note: Point to Point (PTP) Returns in INR shows the value of 10,000/- investment made at inception. Source: ICRA MFI Explorer. # Name of Scheme Benchmark. ## Name of Additional Benchmark.

Scheme Performances as on October 31st, 2017

Kotak Opportunities - Growth

	Scheme Returns ^ (%)	Nifty 500 # (%)	Nifty 50 ## (%)	Current Value of Standard Investment of ₹ 10000 in the		
				Scheme (₹)	Benchmark # (₹)	Additional Benchmark # # (₹)
Since Inception Sep 09, 2004	20.51	15.36	14.98	1,16,232	65,460	62,676
Last 1 Year	21.79	21.95	19.47	N.A.		
Last 3 Years	15.75	11.03	7.48			
Last 5 Years	19.90	15.51	12.95			

Scheme Inception date is 09/09/2004. Mr. Harsha Upadhyaya has been managing the fund since 04/08/2012. Different plans have different expense structure. The performance details provided herein are of regular plan
 ^Past performance may or may not be sustained in future. *All payouts during the period have been reinvested in the units of the scheme at the then prevailing NAV.
 Returns >= 1 year: CAGR (Compounded Annualised Growth Rate). N.A stands for data not available. Note: Point to Point (PTP) Returns in INR shows the value of 10,000/- investment made at inception. Source: ICRA MFI Explorer. # Name of Scheme Benchmark. ## Name of Additional Benchmark.

Kotak Tax Saver Scheme - Growth

	Scheme Returns ^ (%)	Nifty 500 # (%)	Nifty 50 ## (%)	Current Value of Standard Investment of ₹ 10000 in the		
				Scheme (₹)	Benchmark # (₹)	Additional Benchmark # # (₹)
Since Inception Nov 23, 2005	12.74	12.44	12.22	41,878	40,583	39,620
Last 1 Year	19.05	21.95	19.47	N.A.		
Last 3 Years	14.62	11.03	7.48			
Last 5 Years	17.42	15.51	12.95			

Scheme Inception date is 23/11/2005. Mr. Harsha Upadhyaya has been managing the fund since 25/08/2015. Different plans have different expense structure. The performance details provided herein are of regular plan
 ^Past performance may or may not be sustained in future. *All payouts during the period have been reinvested in the units of the scheme at the then prevailing NAV.
 Returns >= 1 year: CAGR (Compounded Annualised Growth Rate). N.A stands for data not available. Note: Point to Point (PTP) Returns in INR shows the value of 10,000/- investment made at inception. Source: ICRA MFI Explorer. # Name of Scheme Benchmark. ## Name of Additional Benchmark.

Kotak Select Focus Fund - Growth

	Scheme Returns ^ (%)	Nifty 200 # (%)	Nifty 50 ## (%)	Current Value of Standard Investment of ₹ 10000 in the		
				Scheme (₹)	Benchmark # (₹)	Additional Benchmark # # (₹)
Since Inception Sep 11, 2009	15.75	10.50	9.79	32,891	22,547	21,400
Last 1 Year	22.36	21.02	19.47	N.A.		
Last 3 Years	16.34	10.00	7.48			
Last 5 Years	21.81	14.71	12.95			

Scheme Inception date is 11/09/2009. Mr. Harsha Upadhyaya has been managing the fund since 04/08/2012. Different plans have different expense structure. The performance details provided herein are of regular plan
 ^Past performance may or may not be sustained in future. *All payouts during the period have been reinvested in the units of the scheme at the then prevailing NAV.
 Returns >= 1 year: CAGR (Compounded Annualised Growth Rate). N.A stands for data not available. Note: Point to Point (PTP) Returns in INR shows the value of 10,000/- investment made at inception. Source: ICRA MFI Explorer. # Name of Scheme Benchmark. ## Name of Additional Benchmark.

Kotak Balance

	Scheme Returns ^ (%)	CRISIL Balanced Fund # (%)	Nifty 50 ## (%)	Current Value of Standard Investment of ₹ 10000 in the		
				Scheme (₹)	Benchmark # (₹)	Additional Benchmark # # (₹)
Since Inception Nov 25, 1999	15.05	NA	11.75	1,23,776	#N/A	73,370
Last 1 Year	12.58	15.18	19.47	N.A.		
Last 3 Years	10.66	8.56	7.48			
Last 5 Years	13.62	11.89	12.95			

Scheme Inception date is 25/11/1999. Mr. Abhishek Bisen has been managing the fund since 15/04/2008. Mr. Pankaj Tibrewal has been managing the fund since 25/08/2015. Different plans have different expense structure. The performance details provided herein are of regular plan
 ^Past performance may or may not be sustained in future. *All payouts during the period have been reinvested in the units of the scheme at the then prevailing NAV.
 Returns >= 1 year: CAGR (Compounded Annualised Growth Rate). N.A stands for data not available. Note: Point to Point (PTP) Returns in INR shows the value of 10,000/- investment made at inception. Source: ICRA MFI Explorer. # Name of Scheme Benchmark. ## Name of Additional Benchmark.

Kotak Equity Savings Fund - Growth

	Scheme Returns ^ (%)	75% NIFTY 50 ARBITRAGE + 25% Nifty 50 # (%)	Nifty 50 ## (%)	Current Value of Standard Investment of ₹ 10000 in the		
				Scheme (₹)	Benchmark # (₹)	Additional Benchmark # # (₹)
Since Inception Oct 13, 2014	9.19	7.28	9.27	13,079	12,393	13,109
Last 1 Year	11.20	8.07	19.47	N.A.		
Last 3 Years	8.72	6.81	7.48			
Last 5 Years	NA	NA	12.95			

Scheme Inception date is 13/10/2014. Mr. Deepak Gupta has been managing the fund since 17/09/2014. Mr. Abhishek Bisen has been managing the fund since 17/09/2014. Different plans have different expense structure. The performance details provided herein are of regular plan
 ^Past performance may or may not be sustained in future. *All payouts during the period have been reinvested in the units of the scheme at the then prevailing NAV.
 Returns >= 1 year: CAGR (Compounded Annualised Growth Rate). N.A stands for data not available. Note: Point to Point (PTP) Returns in INR shows the value of 10,000/- investment made at inception. Source: ICRA MFI Explorer. # Name of Scheme Benchmark. ## Name of Additional Benchmark.

About our Fund Managers

Name : Mr. Abhishek Bisen

Mr. Abhishek Bisen manages 9 funds of Kotak Mahindra Mutual Fund.

	Scheme Names	1 YEAR		3 YEARS		5 YEARS		Since Inception	
		Scheme Returns(%)^	Benchmark Returns (%)^*	Scheme Returns(%)^	Benchmark Returns (%)^*	Scheme Returns(%)^	Benchmark Returns (%)^*	Scheme Returns(%)^	Benchmark Returns (%)^*
Top 3	Kotak Global Emerging Market Fund - Growth	14.12	19.72	2.98	5.06	6.68	6.18	4.43	4.39
	Kotak Balance - Dividend	12.58	15.18	10.66	8.56	13.62	11.89	15.05	NA
	Kotak Equity Savings Fund - Growth	11.20	8.07	8.72	6.81	NA	NA	9.19	7.28
Bottom 3	Kotak Bond - Regular Plan - Growth	3.79	7.17	8.31	9.92	7.96	9.25	9.11	NA
	Kotak Gold ETF	-4.64	-3.56	2.97	4.12	-2.48	-1.38	11.08	12.40
	Kotak Gold Fund - Growth	-7.43	-3.56	1.54	4.12	-3.06	-1.38	3.29	5.11

Kotak Global Emerging Market Fund - Growth, *Name of the Benchmark - MSCI Emerging Market index, Scheme Inception date is 26/09/2007. Mr. Abhishek Bisen has been managing the fund since 04/04/2011.

Kotak Balance - Dividend, *Name of the Benchmark - CRISIL Balanced Fund – Aggressive Index, Scheme Inception date is 25/11/1999. Mr. Pankaj Tibrewal has been managing the fund since 25/08/2015. Mr. Abhishek Bisen has been managing the fund since 15/04/2008.

Kotak Equity Savings Fund - Growth, *Name of the Benchmark - 75% NIFTY 50 ARBITRAGE + 25% Nifty 50, Scheme Inception date is 13/10/2014. Mr. Deepak Gupta has been managing the fund since 17/09/2014. Mr. Abhishek Bisen has been managing the fund since 17/09/2014.

Kotak Bond - Regular Plan - Growth, *Name of the Benchmark - CRISIL Composite Bond Fund, Scheme Inception date is 25/11/1999. Mr. Abhishek Bisen has been managing the fund since 01/04/2008.

Kotak Gold ETF, *Name of the Benchmark - Price of Gold, Scheme Inception date is 27/07/2007. Mr. Abhishek Bisen has been managing the fund since 01/08/2008.

Kotak Gold Fund - Growth, *Name of the Benchmark - Price of Gold, Scheme Inception date is 25/03/2011. Mr. Abhishek Bisen has been managing the fund since 04/03/2011.

Name : Mr. Deepak Gupta

Mr. Deepak Gupta manages 13 funds of Kotak Mahindra Mutual Fund.

	Scheme Names	1 YEAR		3 YEARS		5 YEARS		Since Inception	
		Scheme Returns(%)^	Benchmark Returns (%)^*	Scheme Returns(%)^	Benchmark Returns (%)^*	Scheme Returns(%)^	Benchmark Returns (%)^*	Scheme Returns(%)^	Benchmark Returns (%)^*
Top 3	Kotak Banking ETF	28.28	27.68	NA	NA	NA	NA	11.84	11.08
	Kotak NV 20 ETF	24.52	22.59	NA	NA	NA	NA	18.64	13.56
	Kotak Classic Equity Fund - Growth	23.83	20.42	11.58	9.15	16.46	14.30	13.51	13.37
Bottom 3	Kotak Equity Savings Fund - Growth	11.20	8.07	8.72	6.81	NA	NA	9.19	7.28
	Kotak Equity Arbitrage Fund - Growth	5.90	4.37	6.73	6.34	7.72	7.18	7.59	NA
	Kotak World Gold Fund - Growth	-13.67	-9.30	5.12	14.12	-11.24	-10.33	-1.51	-2.16

Kotak Banking ETF, *Name of the Benchmark - Nifty Bank, Scheme Inception date is 10/12/2014. Mr. Deepak Gupta has been managing the fund since 24/11/2014.

Kotak NV20 ETF - *Name of the Benchmark Nifty 50 Value 20, Scheme Inception date is 01/12/2015. Mr. Deepak Gupta has been managing the fund since 08/12/2015.

Kotak Classic Equity Fund - Growth, *Name of the Benchmark - Nifty 100, Scheme Inception date is 27/07/2005. Mr. Deepak Gupta has been managing the fund since 01/01/2017.

Kotak Equity Savings Fund - Growth, *Name of the Benchmark - 75% NIFTY 50 ARBITRAGE + 25% Nifty 50, Scheme Inception date is 13/10/2014. Mr. Deepak Gupta has been managing the fund since 17/09/2014. Mr. Abhishek Bisen has been managing the fund since 17/09/2014.

Kotak Equity Arbitrage Fund - Growth, *Name of the Benchmark - Nifty 50 Arbitrage Index, Scheme Inception date is 29/09/2005. Mr. Deepak Gupta has been managing the fund since 01/09/2008.

Kotak World Gold Fund - Growth, *Name of the Benchmark - Financial Times Gold Mines Total - Price, Scheme Inception date is 06/06/2008. Mr. Deepak Gupta has been managing the fund since 01/02/2015.

Name : Mr. Harsha Upadhyaya

Mr. Harsha Upadhyaya manages 3 funds of Kotak Mahindra Mutual Fund.

Scheme Names	1 YEAR		3 YEARS		5 YEARS		Since Inception	
	Scheme Returns(%)^	Benchmark Returns (%)^*	Scheme Returns(%)^	Benchmark Returns (%)^*	Scheme Returns(%)^	Benchmark Returns (%)^*	Scheme Returns(%)^	Benchmark Returns (%)^*
Kotak Select Focus Fund - Growth	22.36	21.02	16.34	10.00	21.81	14.71	15.75	10.50
Kotak Opportunities - Growth	21.79	21.95	15.75	11.03	19.90	15.51	20.51	15.36
Kotak Tax Saver Scheme - Growth	19.05	21.95	14.62	11.03	17.42	15.51	12.74	12.44

Kotak Select Focus Fund - Growth, *Name of the Benchmark - Nifty 200, Scheme Inception date is 11/09/2009. Mr. Harsha Upadhyaya has been managing the fund since 04/08/2012.

Kotak Opportunities - Growth, *Name of the Benchmark - Nifty 500, Scheme Inception date is 09/09/2004. Mr. Harsha Upadhyaya has been managing the fund since 04/08/2012.

Kotak Tax Saver Scheme - Growth, *Name of the Benchmark - Nifty 500, Scheme Inception date is 23/11/2005. Mr. Harsha Upadhyaya has been managing the fund since 25/08/2015.

Name : Mr. Pankaj Tibrewal

Mr. Pankaj Tibrewal manages 3 funds of Kotak Mahindra Mutual Fund.

Scheme Names	1 YEAR		3 YEARS		5 YEARS		Since Inception	
	Scheme Returns(%)^	Benchmark Returns (%)^*	Scheme Returns(%)^	Benchmark Returns (%)^*	Scheme Returns(%)^	Benchmark Returns (%)^*	Scheme Returns(%)^	Benchmark Returns (%)^*
Kotak Emerging Equity - Growth	20.79	27.46	21.06	19.30	25.64	21.00	13.81	12.92
Kotak Midcap - Growth	17.85	23.38	18.61	18.23	22.83	20.31	17.41	16.02
Kotak Balance - Dividend	12.58	15.18	10.66	8.56	13.62	11.89	15.05	NA

Kotak Emerging Equity - Growth, *Name of the Benchmark - S&P BSE MidSmallCap, Scheme Inception date is 30/03/2007. Mr. Pankaj Tibrewal has been managing the fund since 27/05/2010.

Kotak Midcap - Growth, *Name of the Benchmark - Nifty Free Float Midcap 100, Scheme Inception date is 24/02/2005. Mr. Pankaj Tibrewal has been managing the fund since 21/01/2010.

Kotak Balance - Dividend, *Name of the Benchmark - CRISIL Balanced Fund – Aggressive Index, Scheme Inception date is 25/11/1999. Mr. Pankaj Tibrewal has been managing the fund since 25/08/2015. Mr. Abhishek Bisen has been managing the fund since 15/04/2008.

Name : Mr. Harish Krishnan

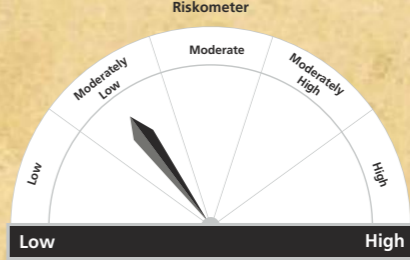
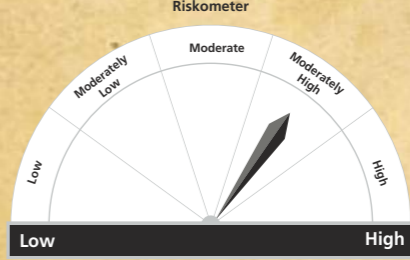
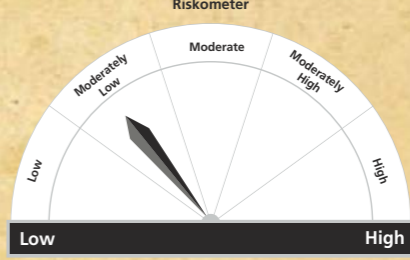
Mr. Harish Krishnan manages 3 funds of Kotak Mahindra Mutual Fund.

Scheme Names	1 YEAR		3 YEARS		5 YEARS		Since Inception	
	Scheme Returns(%)^	Benchmark Returns (%)^*	Scheme Returns(%)^	Benchmark Returns (%)^*	Scheme Returns(%)^	Benchmark Returns (%)^*	Scheme Returns(%)^	Benchmark Returns (%)^*
Kotak Infrastructure and Economic Reform Fund - Growth	26.76	20.55	16.98	8.72	20.31	13.89	8.72	7.32
Kotak India Growth Fund - Series I - Regular Plan - Growth	18.71	21.02	NA	NA	NA	NA	12.59	12.40
Kotak 50 - Dividend	17.01	19.47	11.09	7.48	16.23	12.95	19.69	14.01

Kotak Infrastructure and Economic Reform Fund - Growth, *Name of the Benchmark - S&P BSE 100, Scheme Inception date is 25/02/2008. Mr. Harish Krishnan has been managing the fund since 31/01/2015.

Kotak India Growth Fund - Series I - Regular Plan - Growth, *Name of the Benchmark - Nifty 200, Scheme Inception date is 06/05/2015. Mr. Harish Krishnan has been managing the fund since 06/05/2015

Kotak 50 - Dividend, *Name of the Benchmark - Nifty 50, Scheme Inception date is 29/12/1998. Mr. Harish Krishnan has been managing the fund since 15/11/2013.

Name of the Scheme	This product is suitable for investors who are seeking*	Riskometer
Kotak Equity Arbitrage Fund	<ul style="list-style-type: none"> • Income from arbitrage opportunities in the equity market • Investment in arbitrage opportunities in the cash & derivatives segment of the equity market. 	 <p>Investors understand that their principal will be at Moderately low risk</p>
Kotak 50	<ul style="list-style-type: none"> • Long term capital growth • Investment in portfolio of predominantly equity & equity related securities 	
Kotak Midcap	<ul style="list-style-type: none"> • Long term capital growth • Investment in equity & equity related securities predominantly in mid cap stocks 	
Kotak Opportunities	<ul style="list-style-type: none"> • Long term capital growth • Investment in portfolio of predominantly equity & equity related securities 	
Kotak Classic Equity	<ul style="list-style-type: none"> • Long term capital growth • Investment in portfolio of predominantly equity & equity related securities 	
Kotak Tax Saver	<ul style="list-style-type: none"> • Long term capital growth with a 3 year lock in • Investment in portfolio of predominantly equity & equity related securities 	
Kotak Emerging Equity Scheme	<ul style="list-style-type: none"> • Long term capital growth • Investment in equity & equity related securities predominantly in mid & small cap companies. 	 <p>Investors understand that their principal will be at Moderately High risk</p>
Kotak Select Focus Fund	<ul style="list-style-type: none"> • Long term capital growth • Investment in portfolio of predominantly equity & equity related securities generally focused on a few selected sectors 	
Kotak Balance Fund	<ul style="list-style-type: none"> • Long term capital growth • Investment in equity & equity related securities balanced with income generation by investing in debt & money market instruments 	
Kotak Equity Savings Fund	<ul style="list-style-type: none"> • Income from arbitrage opportunities in the equity market & long term capital growth • Investment predominantly in arbitrage opportunities in the cash & derivatives segment of the equity market and equity & equity related securities 	
Kotak Infrastructure & Economic Reform Fund (formerly known as "PineBridge Infrastructure & Economic Reform Fund")	<ul style="list-style-type: none"> • Long term capital growth • Long term capital appreciation by investing in equity and equity related instruments of companies contributing to infrastructure and economic development of India 	 <p>Investors understand that their principal will be at Moderately low risk</p>

* Investors should consult their financial advisers if in doubt about whether the product is suitable for them.

All equity schemes have 1% exit load within 1 year & nil after 1 year. Exceptions are as follows - Kotak Classic Equity: Nil; Kotak Tax Saver: Nil (subject to 3 year lock-in); Kotak Equity Arbitrage Fund: 0.25% within 30 days, Nil after 30 days; Kotak Balance & Kotak Equity Savings Fund: Withdrawal up to 10% of investment amt within 1 year: Nil, Within 1 year: 1% (if >above limit), After 1 year: Nil

Mutual Fund investments are subject to market risks, read all scheme related documents carefully.