

Equity Funds Ready Reckoner



Scheme Name	Investment Theme	Product Positioning	Key Features	Fund Manager	Benchmark	Monthly AAUM (Rs. Crs)	Mcap (%)	Overweight	Underweight	Beta	Sharpe	Standard Deviation (%)	5 years Alpha (%)
Kotak 50	Large cap	Invest with industry leaders	a. Favours industry leaders in cost, innovation, brand, competence, etc. with a proven execution track record across cycles b. High conviction and long term calls taken	Mr. Harish Krishnan	Nifty 50	1,339.78		1. Industrial Manufacturing 2. Media & Entertainment 3. Cement & Cement Products	1. Financial Services 2. Information Technology 3. Telecom	0.95	0.13	13.16	1.36
Kotak Classic Equity	Large cap	Long term wealth creators	a. Focus on sustainable large cap stories which can withstand market shocks b. These are companies with pricing power for their competitive advantage or entry barriers	Mr. Deepak Gupta	Nifty 100	213.25		1. Information Technology 2. Construction 3. Consumer Goods	1. Financial Services 2. Energy 3. Automobile	0.93	0.28	12.88	0.57
Kotak Opportunities	Diversified	Spotting the hidden gems	Identifies investment opportunities across market capitalisation and sectors	Mr. Harsha Upadhyaya	Nifty 500	2,352.87		1. Cement & Cement Products 2. Industrial Manufacturing 3. Fertiliser and Pesticides	1. Information Technology 2. Automobile 3. Pharma	0.98	0.34	13.98	2.95
Kotak Select Focus Fund	Multi Cap	Focus on few selected sectors	a. Invests in a few sectors as the various sectors of the economy tend to perform differently at different points of time b. Flexibility to move across market caps depending on their attractiveness during the economic phase	Mr. Harsha Upadhyaya	Nifty 200	17,652.73		1. Cement & Cement Products 2. Financial Services 3. Construction	1. Information technology 2. Consumer Goods 3. Metals	0.97	0.43	13.63	5.60
Kotak Tax Saver	ELSS	Tax advantage with potential equity growth	a. Portfolio is diversified across sectors and market capitalization segments b. Offers dual benefits of growth and tax savings	Mr. Harsha Upadhyaya	Nifty 500	708.33		1. Cement & Cement Products 2. Energy 3. Industrial Manufacturing	1. Automobiles 2. Information technology 3. Financial Services	1.01	0.19	14.48	0.58
Kotak Midcap	Mid cap	Spot them young, watch them grow	a. Identifies the hidden growth potential of mid-cap sized companies b. Portfolio exhibits higher volatility than large caps however tends to have a larger return base c. Buy and hold strategy	Mr. Pankaj Tibrewal	Nifty Midcap 100	817.03		1. Industrial Manufacturing 2. Chemicals 3. Cement & Cement Products	1. Services 2. Information Technology 3. Pharma	0.92	0.56	15.74	2.34
Kotak Emerging Equity Scheme	Mid and Small Cap	Emerging leaders	a. Stands for winning investment ideas across the mid & small cap range offering decent growth trajectory over the medium to long term horizon b. Buy and hold strategy c. Riskier than a large cap fund but offers faster growth rate since it has a smaller based. d. 15%-20% allocation to large cap opportunities as tactical plays	Mr. Pankaj Tibrewal	S&P BSE Mid Small Cap	2,997.20		1. Industrial Manufacturing 2. Financial Services 3. Chemicals	1. Energy 2. Services 3. Information Technology	0.86	0.59	15.03	3.84
Kotak Infrastructure & Economic Reform Fund	Thematic: Infrastructure	True to label	a. Identifies ""flow related"" companies - These benefit from spending from government, private and household (in terms of properties). They are not asset owners. b. Focus on high quality companies exhibiting superior ROE, positive cash flow, low leverage in an otherwise challenging environment	Mr. Harish Krishnan	S&P BSE 100	471.70		N/A	N/A	0.97	0.33	15.54	7.05
Kotak Balance Fund	Balanced	Best of both worlds: equity & debt	a. Equity portion: Multi cap strategy to identify outstanding companies having well managed and durable businesses with predictable earnings power b. Debt portion: Actively managed with medium to long term maturity c. Lower volatility than a pure equity or debt fund	Mr. Pankaj Tibrewal & Mr. Abhishek Bisen	CRISIL Hybrid 35+65 (Aggressive Index)	2,190.37		N/A	N/A	1.15	0.23	10.69	-0.70
Kotak Equity Arbitrage Fund	Equity Arbitrage	Arbitrage opportunities	a. Discovers arbitrage opportunities by simultaneously entering transactions of long position in cash and exactly off-setting short position in futures b. Equity position is completely hedged	Mr. Deepak Gupta	Nifty 50 Arbitrage Index	12,765.11	N/A	N/A	N/A	0.41	0.13	0.39	0.65
Kotak Equity Savings Fund	Equity Savings	MIP with equity tax efficiency	Conservative portfolio with a blend of: a. Income generation - through arbitrage opportunities & debt investment. b. Growth potential - through moderate participation in equity markets c. Tax efficiency - through equity orientation	Mr. Deepak Gupta & Mr. Abhishek Bisen	75% of Nifty 50 Arbitrage Index + 25% of Nifty 50	1,838.81	N/A	N/A	N/A	0.94	0.32	3.37	NA

Details provided are as on Mar 28, 2018. Ratio Source: ICRA MFI Explorer. Risk rate assumed to be 6.19% (Since on 31st March 2018, FBIL Overnight MIBOR was at unusually high at 9.39%, we are taking the average of the entire March month).
 Alpha = Difference between Scheme returns & Benchmark Index TRI of the scheme. In terms of SEBI circular dated January 4, 2018, the performance of the scheme is benchmarked to the Total Return variant (TRI) of the Benchmark Index instead of Price Return Variant (PRI).
 \$ for Kotak Balance - The existing benchmark "CRISIL Balanced Fund" has been renamed as "CRISIL Hybrid 35+65 - Aggressive Index" as per communication received from CRISIL.
 * The given market cap data is on the basis of new AMFI guidelines wherein Stocks are categorised as per given AMFI list
 *As per SID, Kotak Midcap Fund Market cap is (74.58% Mid Cap, 24.78% Small Cap and 0.64% Cash), and for Kotak Emerging Equity fund (11.94% Large Cap, 85.31% Mid Cap, 0.34% Small Cap and 2.41% Cash).
 The Market cap data as per sid for Kotak Midcap Fund & Kotak Emerging Equity Fund, the stocks falling within the mcap range in Nifty Midcap 100 & S&P BSE Mid Small Cap, respectively, would be considered as midcap stocks.
 Any stock which would have mcap above the highest mcap of these benchmarks would be considered as largecap, and any stock would have mcap below the lowest mcap would be considered as smallcap.
 For Tax Saver Fund : Minimum Initial Investment: 500. Additional Investment: 500 & in multiples of 500. For all other Equity Schemes : Minimum Initial Investment: 5000. Additional Investment: 1000 & in multiples of 1.

N/A: Field not applicable to the scheme owing to its investment theme.

Risk Factor: Mutual Fund investments are subject to market risks, read all scheme related documents carefully. Continuous offer of units of all schemes available at NAV based prices.



Scheme Performances as on March 28th, 2018

Kotak 50 - Dividend

	Scheme Returns (%)	Nifty 50 TRI [^] # (%)	S&P BSE Sensex TRI [^] ## (%)	Current Value of Standard Investment of ₹ 10000 in the		
				Scheme (₹)	Benchmark # (₹)	Additional Benchmark # # (₹)
Since Inception (Dec 29, 1998)	19.11	15.17	14.07	2,89,972	1,51,865	1,26,272
Last 1 Year	9.02	11.76	12.70	10,902	11,176	11,270
Last 3 Years	7.30	7.38	7.14	12,351	12,378	12,295
Last 5 Years	14.96	13.63	13.48	20,090	18,954	18,823

Scheme Inception date is 29/12/1998. Mr. Harish Krishnan has been managing the fund since 01/01/2014. Different plans have different expense structure. The performance details provided herein are of regular plan. [^]Past performance may or may not be sustained in future. *All payouts during the period have been reinvested in the units of the scheme at the then prevailing NAV. Returns >= 1 year: CAGR (Compounded Annualised Growth Rate). N.A stands for data not available. Note: Point to Point (PTP) Returns in INR shows the value of 10,000/- investment made at inception. Source: ICRA MFI Explorer. # Name of Scheme Benchmark. ## Name of Additional Benchmark. [^]TRI - Total Return Index. With effect from 1st February 2018, we are comparing the performances of the funds with the total return variant of the benchmark instead of the price return variant. *As TRI data is not available since inception of the scheme, benchmark performance is calculated using composite CAGR of S&P BSE Sensex PRI values from 29th Dec 1998 to 31st May 2007 and TRI Values from 31st May 2007 to 31st Jan 2018.

Kotak Equity Arbitrage Fund - Growth

	Scheme Returns (%)	Nifty 50 Arbitrage Index # (%)	Nifty 50 TRI [^] ## (%)	Current Value of Standard Investment of ₹ 10000 in the		
				Scheme (₹)	Benchmark # (₹)	Additional Benchmark # # (₹)
Since Inception Sep 29, 2005	7.56	NA	12.80	24,861	NA	45,052
Last 1 Year	6.15	4.36	11.76	10,615	10,436	11,176
Last 3 Years	6.44	5.65	7.38	12,054	11,788	12,378
Last 5 Years	7.48	6.83	13.63	14,345	13,917	18,954

Scheme Inception date is 29/09/2005. Mr. Deepak Gupta has been managing the fund since 01/09/2008. Different plans have different expense structure. The performance details provided herein are of regular plan. [^]Past performance may or may not be sustained in future. *All payouts during the period have been reinvested in the units of the scheme at the then prevailing NAV. Returns >= 1 year: CAGR (Compounded Annualised Growth Rate). N.A stands for data not available. Note: Point to Point (PTP) Returns in INR shows the value of 10,000/- investment made at inception. Source: ICRA MFI Explorer. # Name of Scheme Benchmark. ## Name of Additional Benchmark. [^]TRI - Total Return Index. With effect from 1st February 2018, we are comparing the performances of the funds with the total return variant of the benchmark instead of the price return variant.

Kotak Classic Equity Fund - Growth

	Scheme Returns (%)	Nifty 100 TRI [^] # (%)	Nifty 50 TRI [^] ## (%)	Current Value of Standard Investment of ₹ 10000 in the		
				Scheme (₹)	Benchmark # (₹)	Additional Benchmark # # (₹)
Since Inception Jul 27, 2005	13.02	14.20	13.71	47,207	53,836	50,992
Last 1 Year	16.42	12.22	11.76	11,642	11,222	11,176
Last 3 Years	9.39	8.62	7.38	13,083	12,810	12,378
Last 5 Years	15.54	14.97	13.63	20,598	20,091	18,954

Scheme Inception date is 27/07/2005. Mr. Deepak Gupta has been managing the fund since 01/01/2017. Different plans have different expense structure. The performance details provided herein are of regular plan. [^]Past performance may or may not be sustained in future. *All payouts during the period have been reinvested in the units of the scheme at the then prevailing NAV. Returns >= 1 year: CAGR (Compounded Annualised Growth Rate). N.A stands for data not available. Note: Point to Point (PTP) Returns in INR shows the value of 10,000/- investment made at inception. Source: ICRA MFI Explorer. # Name of Scheme Benchmark. ## Name of Additional Benchmark. [^]TRI - Total Return Index. With effect from 1st February 2018, we are comparing the performances of the funds with the total return variant of the benchmark instead of the price return variant.

Kotak Infrastructure and Economic Reform Fund - Growth

	Scheme Returns (%)	S&P BSE 100 TRI # (%)	Nifty 50 TRI [^] ## (%)	Current Value of Standard Investment of ₹ 10000 in the		
				Scheme (₹)	Benchmark # (₹)	Additional Benchmark # # (₹)
Since Inception Feb 25, 2008	7.77	8.25	8.08	21,280	22,265	21,908
Last 1 Year	10.15	12.12	11.76	11,015	11,212	11,176
Last 3 Years	10.72	8.39	7.38	13,565	12,730	12,378
Last 5 Years	21.78	14.73	13.63	26,798	19,884	18,954

Scheme Inception date is 25/02/2008. Mr. Harish Krishnan has been managing the fund since 01/02/2015. Different plans have different expense structure. The performance details provided herein are of regular plan. [^]Past performance may or may not be sustained in future. *All payouts during the period have been reinvested in the units of the scheme at the then prevailing NAV. Returns >= 1 year: CAGR (Compounded Annualised Growth Rate). N.A stands for data not available. Note: Point to Point (PTP) Returns in INR shows the value of 10,000/- investment made at inception. Source: ICRA MFI Explorer. # Name of Scheme Benchmark. ## Name of Additional Benchmark. [^]TRI - Total Return Index. With effect from 1st February 2018, we are comparing the performances of the funds with the total return variant of the benchmark instead of the price return variant.

Kotak Emerging Equity - Growth

	Scheme Returns (%)	S&P BSE MidSmallCap TRI [^] # (%)	Nifty 50 TRI [^] ## (%)	Current Value of Standard Investment of ₹ 10000 in the		
				Scheme (₹)	Benchmark # (₹)	Additional Benchmark # # (₹)
Since Inception Mar 30, 2007	13.16	13.46	10.54	38,992	40,137	30,104
Last 1 Year	11.01	16.75	11.76	11,101	11,675	11,176
Last 3 Years	14.86	15.99	7.38	15,140	15,592	12,378
Last 5 Years	26.57	22.73	13.63	32,504	27,858	18,954

Scheme Inception date is 30/03/2007. Mr. Pankaj Tibrewal has been managing the fund since 27/05/2010. Different plans have different expense structure. The performance details provided herein are of regular plan. [^]Past performance may or may not be sustained in future. *All payouts during the period have been reinvested in the units of the scheme at the then prevailing NAV. Returns >= 1 year: CAGR (Compounded Annualised Growth Rate). N.A stands for data not available. Note: Point to Point (PTP) Returns in INR shows the value of 10,000/- investment made at inception. Source: ICRA MFI Explorer. # Name of Scheme Benchmark. ## Name of Additional Benchmark. [^]TRI - Total Return Index. With effect from 1st February 2018, we are comparing the performances of the funds with the total return variant of the benchmark instead of the price return variant.

Kotak Midcap - Growth

	Scheme Returns (%)	Nifty Free Float Midcap 100 TRI [^] # (%)	Nifty 50 TRI [^] ## (%)	Current Value of Standard Investment of ₹ 10000 in the		
				Scheme (₹)	Benchmark # (₹)	Additional Benchmark # # (₹)
Since Inception Feb 24, 2005	16.89	16.73	14.36	77,240	75,801	57,967
Last 1 Year	10.97	10.25	11.76	11,097	11,025	11,176
Last 3 Years	14.75	14.39	7.38	15,098	14,958	12,378
Last 5 Years	24.30	21.96	13.63	29,692	26,995	18,954

Scheme Inception date is 24/02/2005. Mr. Pankaj Tibrewal has been managing the fund since 21/01/2010. Different plans have different expense structure. The performance details provided herein are of regular plan. [^]Past performance may or may not be sustained in future. *All payouts during the period have been reinvested in the units of the scheme at the then prevailing NAV. Returns >= 1 year: CAGR (Compounded Annualised Growth Rate). N.A stands for data not available. Note: Point to Point (PTP) Returns in INR shows the value of 10,000/- investment made at inception. Source: ICRA MFI Explorer. # Name of Scheme Benchmark. ## Name of Additional Benchmark. [^]TRI - Total Return Index. With effect from 1st February 2018, we are comparing the performances of the funds with the total return variant of the benchmark instead of the price return variant.

Scheme Performances as on March 28th, 2018

Kotak Opportunities - Growth

	Scheme Returns (%)	Nifty 500 TRI ^ # (%)	Nifty 50 TRI ^ ## (%)	Current Value of Standard Investment of ₹ 10000 in the		
				Scheme (₹)	Benchmark # (₹)	Additional Benchmark # # (₹)
Since Inception Sep 09, 2004	19.46	16.10	15.76	1,11,365	75,659	72,691
Last 1 Year	9.25	12.87	11.76	10,925	11,287	11,176
Last 3 Years	10.46	9.83	7.38	13,470	13,240	12,378
Last 5 Years	19.26	16.31	13.63	24,141	21,292	18,954

Scheme Inception date is 09/09/2004. Mr. Harsha Upadhyaya has been managing the fund since 04/08/2012.
 Different plans have different expense structure. The performance details provided herein are of regular plan.
 ^Past performance may or may not be sustained in future. *All payouts during the period have been reinvested in the units of the scheme at the then prevailing NAV.
 Returns >= 1 year: CAGR (Compounded Annualised Growth Rate). N.A stands for data not available. Note: Point to Point (PTP) Returns in INR shows the value of 10,000/- investment made at inception. Source: ICRA MFI Explorer. # Name of Scheme Benchmark. ## Name of Additional Benchmark.
 ^TRI - Total Return Index
 With effect from 1st February 2018, we are comparing the performances of the funds with the total return variant of the benchmark instead of the price return variant.

Kotak Tax Saver Scheme - Growth

	Scheme Returns (%)	Nifty 500 TRI ^ # (%)	Nifty 50 ^ ## (%)	Current Value of Standard Investment of ₹ 10000 in the		
				Scheme (₹)	Benchmark # (₹)	Additional Benchmark # # (₹)
Since Inception Nov 23, 2005	11.84	13.13	12.97	39,826	45,900	45,075
Last 1 Year	6.25	12.87	11.76	10,625	11,287	11,176
Last 3 Years	8.26	9.83	7.38	12,684	13,240	12,378
Last 5 Years	16.89	16.31	13.63	21,831	21,292	18,954

Scheme Inception date is 23/11/2005. Mr. Harsha Upadhyaya has been managing the fund since 25/08/2015.
 Different plans have different expense structure. The performance details provided herein are of regular plan.
 ^Past performance may or may not be sustained in future. *All payouts during the period have been reinvested in the units of the scheme at the then prevailing NAV.
 Returns >= 1 year: CAGR (Compounded Annualised Growth Rate). N.A stands for data not available. Note: Point to Point (PTP) Returns in INR shows the value of 10,000/- investment made at inception. Source: ICRA MFI Explorer. # Name of Scheme Benchmark. ## Name of Additional Benchmark.
 ^TRI - Total Return Index
 With effect from 1st February 2018, we are comparing the performances of the funds with the total return variant of the benchmark instead of the price return variant.

Kotak Select Focus Fund - Growth

	Scheme Returns (%)	Nifty 200 TRI ^ # (%)	Nifty 50 TRI ^ ## (%)	Current Value of Standard Investment of ₹ 10000 in the		
				Scheme (₹)	Benchmark # (₹)	Additional Benchmark # # (₹)
Since Inception Sep 11, 2009	14.50	11.08	10.33	31,817	24,547	23,166
Last 1 Year	10.70	12.42	11.76	11,070	11,242	11,176
Last 3 Years	11.76	9.09	7.38	13,949	12,974	12,378
Last 5 Years	21.16	15.56	13.63	26,118	20,613	18,954

Scheme Inception date is 11/09/2009. Mr. Harsha Upadhyaya has been managing the fund since 04/08/2012.
 Different plans have different expense structure. The performance details provided herein are of regular plan.
 ^Past performance may or may not be sustained in future. *All payouts during the period have been reinvested in the units of the scheme at the then prevailing NAV.
 Returns >= 1 year: CAGR (Compounded Annualised Growth Rate). N.A stands for data not available. Note: Point to Point (PTP) Returns in INR shows the value of 10,000/- investment made at inception. Source: ICRA MFI Explorer. # Name of Scheme Benchmark. ## Name of Additional Benchmark.
 ^TRI - Total Return Index
 With effect from 1st February 2018, we are comparing the performances of the funds with the total return variant of the benchmark instead of the price return variant.

Kotak Balance

	Scheme Returns (%)	CRISIL Hybrid 35+65 -Aggressive Index # (%)	Nifty 50 TRI ^ ## (%)	Current Value of Standard Investment of ₹ 10000 in the		
				Scheme (₹)	Benchmark # (₹)	Additional Benchmark # # (₹)
Since Inception Nov 25, 1999	14.67	NA	12.91	1,23,244	NA	92,837
Last 1 Year	6.27	9.96	11.76	10,627	10,996	11,176
Last 3 Years	8.39	9.12	7.38	12,728	12,987	12,378
Last 5 Years	12.77	13.46	13.63	18,245	18,810	18,954

Scheme Inception date is 25/11/1999. Mr. Abhishek Bisen has been managing the fund since 15/04/2008. Mr. Pankaj Tibrewal has been managing the fund since 25/08/2015.
 Different plans have different expense structure. The performance details provided herein are of regular plan.
 ^Past performance may or may not be sustained in future. *All payouts during the period have been reinvested in the units of the scheme at the then prevailing NAV.
 Returns >= 1 year: CAGR (Compounded Annualised Growth Rate). N.A stands for data not available. Note: Point to Point (PTP) Returns in INR shows the value of 10,000/- investment made at inception. Source: ICRA MFI Explorer. # Name of Scheme Benchmark. ## Name of Additional Benchmark.
 TRI - Total Return Index
 With effect from 1st February 2018, we are comparing the performances of the funds with the total return variant of the benchmark instead of the price return variant.
 *The debt component of the index is TRI since inception. For equity component of the index, as TRI data is not available since inception of the scheme, benchmark performance is calculated using composite CAGR of S&P BSE 200 PRI values series is used till 31st July 2006 and TRI values is used since 1st Aug 2006

Kotak Equity Savings Fund - Growth

	Scheme Returns (%)	75% NIFTY 50 ARBITRAGE + 25% Nifty 50 TRI ^ # (%)	Nifty 50 TRI ^ ## (%)	Current Value of Standard Investment of ₹ 10000 in the		
				Scheme (₹)	Benchmark # (₹)	Additional Benchmark # # (₹)
Since Inception Oct 13, 2014	8.35	7.00	8.77	13,197	12,634	13,372
Last 1 Year	8.31	6.26	11.76	10,831	10,626	11,176
Last 3 Years	7.47	6.26	7.38	12,406	11,994	12,378
Last 5 Years	NA	NA	NA	NA	NA	NA

Scheme Inception date is 13/10/2014. Mr. Deepak Gupta has been managing the fund since 17/09/2014. Mr. Abhishek Bisen has been managing the fund since 17/09/2014.
 Different plans have different expense structure. The performance details provided herein are of regular plan.
 ^Past performance may or may not be sustained in future. *All payouts during the period have been reinvested in the units of the scheme at the then prevailing NAV.
 Returns >= 1 year: CAGR (Compounded Annualised Growth Rate). N.A stands for data not available. Note: Point to Point (PTP) Returns in INR shows the value of 10,000/- investment made at inception. Source: ICRA MFI Explorer. # Name of Scheme Benchmark.
 ## Name of Additional Benchmark.
 ^TRI - Total Return Index
 With effect from 1st February 2018, we are comparing the performances of the funds with the total return variant of the benchmark instead of the price return variant.

About our Fund Managers

Name : Mr. Abhishek Bisen

Mr. Abhishek Bisen manages 9 funds of Kotak Mahindra Mutual Fund.

	Scheme Names	1 YEAR		3 YEARS		5 YEARS		Since Inception	
		Scheme Returns(%)^	Benchmark Returns (%)^*	Scheme Returns(%)^	Benchmark Returns (%)^*	Scheme Returns(%)^	Benchmark Returns (%)^*	Scheme Returns(%)^	Benchmark Returns (%)^*
Top 3	Kotak Global Emerging Market Fund - Growth	23.19	21.84	5.53	7.66	6.60	6.12	5.08	4.67
	Kotak Equity Savings Fund - Growth	8.31	6.26	7.47	6.26	NA	NA	8.35	7.00
	Kotak Balance - Dividend	6.27	9.96	8.39	9.12	12.77	13.46	14.67	NA
Bottom 3	Kotak Gold Fund - Growth	4.91	6.72	3.36	5.41	-1.12	0.58	3.62	5.61
	Kotak Gilt - Investment - Regular - Growth	3.34	5.06	6.80	8.05	7.48	8.68	9.58	NA
	Kotak Bond - Regular Plan - Growth	2.70	5.06	6.01	8.12	7.01	8.60	8.87	NA

Kotak Global Emerging Market Fund - Growth, *Name of the Benchmark - MSCI Emerging Market index, Scheme Inception date is 26/09/2007. Mr. Deepak Gupta has been managing the fund since 04/04/2011 (Dedicated fund manager for overseas investment) and Mr. Abhishek Bisen has been managing the fund since 04/04/2011.

Kotak Equity Savings Fund - Growth, *Name of the Benchmark - 75% NIFTY 50 ARBITRAGE + 25% Nifty 50 TRI, Scheme Inception date is 13/10/2014. Mr. Deepak Gupta has been managing the fund since 17/09/2014. Mr. Abhishek Bisen has been managing the fund since 17/09/2014.

Kotak Balance - Dividend, *Name of the Benchmark - CRISIL Hybrid 35+65 - Aggressive Index, Scheme Inception date is 25/11/1999. Mr. Pankaj Tibrewal has been managing the fund since 25/08/2015. Mr. Abhishek Bisen has been managing the fund since 15/04/2008.

Kotak Gold Fund - Growth, *Name of the Benchmark - Price of Gold, Scheme Inception date is 25/03/2011. Mr. Abhishek Bisen has been managing the fund since 04/03/2011.

Kotak Gilt - Investment - Regular - Growth, *Name of the Benchmark - I-SEC Composite Gilt Index, Scheme Inception date is 29/12/1998. Mr. Abhishek Bisen has been managing the fund since 15/04/2008.

Kotak Bond - Regular Plan - Growth, *Name of the Benchmark - CRISIL Composite Bond Fund, Scheme Inception date is 25/11/1999. Mr. Abhishek Bisen has been managing the fund since 01/04/2008.

Name : Mr. Deepak Gupta

Mr. Deepak Gupta manages 13 funds of Kotak Mahindra Mutual Fund.

	Scheme Names	1 YEAR		3 YEARS		5 YEARS		Since Inception	
		Scheme Returns(%)^	Benchmark Returns (%)^*	Scheme Returns(%)^	Benchmark Returns (%)^*	Scheme Returns(%)^	Benchmark Returns (%)^*	Scheme Returns(%)^	Benchmark Returns (%)^*
Top 3	Kotak Global Emerging Market Fund - Growth	23.19	21.84	5.53	7.66	6.60	6.12	5.08	4.67
	Kotak Classic Equity Fund - Growth	16.42	12.22	9.39	8.62	15.54	14.97	13.02	14.20
	Kotak NV20 ETF	14.75	15.15	NA	NA	NA	NA	14.71	12.50
Bottom 3	Kotak Asset Allocator Fund - Growth	5.92	9.96	8.75	9.12	15.79	13.46	15.99	13.43
	Kotak World Gold Fund - Growth	-10.26	-5.16	3.47	10.87	-6.61	-5.09	-1.93	-2.17
	Kotak PSU Bank ETF	-18.20	-17.84	-4.96	-4.58	-0.03	0.26	1.66	1.62

Kotak Global Emerging Market Fund - Growth, *Name of the Benchmark - MSCI Emerging Market index, Scheme Inception date is 26/09/2007. Mr. Deepak Gupta has been managing the fund since 04/04/2011 (Dedicated fund manager for overseas investment) and Mr. Abhishek Bisen has been managing the fund since 04/04/2011.

Kotak Classic Equity Fund - Growth, *Name of the Benchmark - Nifty 100 TRI, Scheme Inception date is 27/07/2005. Mr. Deepak Gupta has been managing the fund since 01/01/2017.

Kotak NV20 ETF - *Name of the Benchmark Nifty 50 Value 20 TRI, Scheme Inception date is 01/12/2015. Mr. Deepak Gupta has been managing the fund since 08/12/2015.

Kotak Asset Allocator Fund - Growth, *Name of the Benchmark - CRISIL Hybrid 35+65 - Aggressive Index, Scheme Inception date is 09/08/2004. Mr. Deepak Gupta has been managing the fund since 01/09/2008.

Kotak World Gold Fund - Growth, *Name of the Benchmark - Financial Times Gold Mines Total - Price, Scheme Inception date is 06/06/2008. Mr. Deepak Gupta has been managing the fund since 01/02/2015.

Kotak PSU Bank ETF, *Name of the Benchmark - Nifty PSU Bank TRI, Scheme Inception date is 08/11/2007. Mr. Deepak Gupta has been managing the fund since 25/02/2011.

Name : Mr. Harsha Upadhyaya

Mr. Harsha Upadhyaya manages 3 funds of Kotak Mahindra Mutual Fund.

Scheme Names	1 YEAR		3 YEARS		5 YEARS		Since Inception	
	Scheme Returns(%)^	Benchmark Returns (%)^*	Scheme Returns(%)^	Benchmark Returns (%)^*	Scheme Returns(%)^	Benchmark Returns (%)^*	Scheme Returns(%)^	Benchmark Returns (%)^*
Kotak Select Focus Fund - Growth	10.70	12.42	11.76	9.09	21.16	15.56	14.50	11.08
Kotak Opportunities - Growth	9.25	12.87	10.46	9.83	19.26	16.31	19.46	16.10
Kotak Tax Saver Scheme - Growth	6.25	12.87	8.26	9.83	16.89	16.31	11.84	13.13

Kotak Select Focus Fund - Growth, *Name of the Benchmark - Nifty 200 TRI, Scheme Inception date is 11/09/2009. Mr. Harsha Upadhyaya has been managing the fund since 04/08/2012.

Kotak Opportunities - Growth, *Name of the Benchmark - Nifty 500 TRI, Scheme Inception date is 09/09/2004. Mr. Harsha Upadhyaya has been managing the fund since 04/08/2012.

Kotak Tax Saver Scheme - Growth, *Name of the Benchmark - Nifty 500 TRI, Scheme Inception date is 23/11/2005. Mr. Harsha Upadhyaya has been managing the fund since 25/08/2015.

Name : Mr. Pankaj Tibrewal

Mr. Pankaj Tibrewal manages 3 funds of Kotak Mahindra Mutual Fund.

Scheme Names	1 YEAR		3 YEARS		5 YEARS		Since Inception	
	Scheme Returns(%)^	Benchmark Returns (%)^*	Scheme Returns(%)^	Benchmark Returns (%)^*	Scheme Returns(%)^	Benchmark Returns (%)^*	Scheme Returns(%)^	Benchmark Returns (%)^*
Kotak Emerging Equity - Growth	11.01	16.75	14.86	15.99	26.57	22.73	13.16	13.46
Kotak Midcap - Growth	10.97	10.25	14.75	14.39	24.30	21.96	16.89	16.73
Kotak Balance - Dividend	6.27	9.96	8.39	9.12	12.77	13.46	14.67	NA

Kotak Emerging Equity - Growth, *Name of the Benchmark - S&P BSE MidSmallCap TRI, Scheme Inception date is 30/03/2007. Mr. Pankaj Tibrewal has been managing the fund since 27/05/2010.

Kotak Midcap - Growth, *Name of the Benchmark - Nifty Free Float Midcap 100 TRI, Scheme Inception date is 24/02/2005. Mr. Pankaj Tibrewal has been managing the fund since 21/01/2010.

Kotak Balance - Dividend, *Name of the Benchmark - CRISIL Hybrid 35+65 - Aggressive Index, Scheme Inception date is 25/11/1999. Mr. Pankaj Tibrewal has been managing the fund since 25/08/2015.

Mr. Abhishek Bisen has been managing the fund since 15/04/2008.

Name : Mr. Harish Krishnan

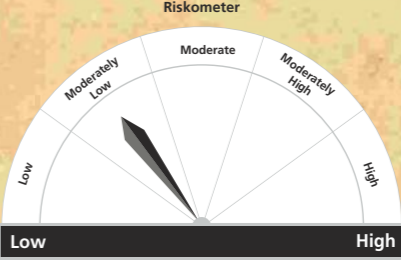
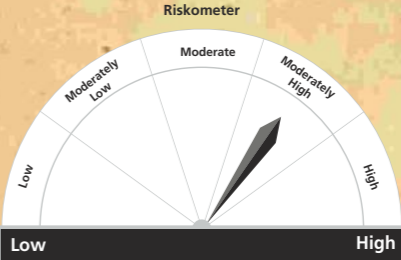
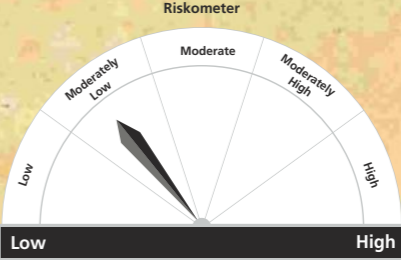
Mr. Harish Krishnan manages 3 funds of Kotak Mahindra Mutual Fund.

Scheme Names	1 YEAR		3 YEARS		5 YEARS		Since Inception	
	Scheme Returns(%)^	Benchmark Returns (%)^*	Scheme Returns(%)^	Benchmark Returns (%)^*	Scheme Returns(%)^	Benchmark Returns (%)^*	Scheme Returns(%)^	Benchmark Returns (%)^*
Kotak Infrastructure and Economic Reform Fund - Growth	10.15	12.12	10.72	8.39	21.78	14.73	7.77	8.25
Kotak 50 - Dividend	9.02	11.76	7.30	7.38	14.96	13.63	19.11	15.17
Kotak India Growth Fund - Series I - Regular Plan - Growth	7.74	12.42	NA	NA	NA	NA	8.49	11.12

Kotak Infrastructure and Economic Reform Fund - Growth, *Name of the Benchmark - S&P BSE 100 TRI, Scheme Inception date is 25/02/2008. Mr. Harish Krishnan has been managing the fund since 31/01/2015.

Kotak 50 - Dividend, *Name of the Benchmark - Nifty 50 TRI, Scheme Inception date is 29/12/1998. Mr. Harish Krishnan has been managing the fund since 15/11/2013.

Kotak India Growth Fund - Series I - Regular Plan - Growth, *Name of the Benchmark - Nifty 200 TRI, Scheme Inception date is 06/05/2015. Mr. Harish Krishnan has been managing the fund since 06/05/2015

Name of the Scheme	This product is suitable for investors who are seeking*	Riskometer
Kotak Equity Arbitrage Fund	<ul style="list-style-type: none"> • Income from arbitrage opportunities in the equity market • Investment in arbitrage opportunities in the cash & derivatives segment of the equity market. 	 <p>Investors understand that their principal will be at Moderately low risk</p>
Kotak 50	<ul style="list-style-type: none"> • Long term capital growth • Investment in portfolio of predominantly equity & equity related securities 	
Kotak Midcap	<ul style="list-style-type: none"> • Long term capital growth • Investment in equity & equity related securities predominantly in mid cap stocks 	
Kotak Opportunities	<ul style="list-style-type: none"> • Long term capital growth • Investment in portfolio of predominantly equity & equity related securities 	
Kotak Classic Equity	<ul style="list-style-type: none"> • Long term capital growth • Investment in portfolio of predominantly equity & equity related securities 	
Kotak Tax Saver	<ul style="list-style-type: none"> • Long term capital growth with a 3 year lock in • Investment in portfolio of predominantly equity & equity related securities 	 <p>Investors understand that their principal will be at Moderately High risk</p>
Kotak Emerging Equity Scheme	<ul style="list-style-type: none"> • Long term capital growth • Investment in equity & equity related securities predominantly in mid & small cap companies. 	
Kotak Select Focus Fund	<ul style="list-style-type: none"> • Long term capital growth • Investment in portfolio of predominantly equity & equity related securities generally focused on a few selected sectors 	
Kotak Balance Fund	<ul style="list-style-type: none"> • Long term capital growth • Investment in equity & equity related securities balanced with income generation by investing in debt & money market instruments 	
Kotak Equity Savings Fund	<ul style="list-style-type: none"> • Income from arbitrage opportunities in the equity market & long term capital growth • Investment predominantly in arbitrage opportunities in the cash & derivatives segment of the equity market and equity & equity related securities 	
Kotak Infrastructure & Economic Reform Fund (formerly known as "PineBridge Infrastructure & Economic Reform Fund")	<ul style="list-style-type: none"> • Long term capital growth • Long term capital appreciation by investing in equity and equity related instruments of companies contributing to infrastructure and economic development of India 	 <p>Investors understand that their principal will be at Moderately low risk</p>

* Investors should consult their financial advisers if in doubt about whether the product is suitable for them.

All equity schemes have 1% exit load within 1 year & nil after 1 year. Exceptions are as follows - Kotak Classic Equity: Nil; Kotak Tax Saver: Nil (subject to 3 year lock-in); Kotak Equity Arbitrage Fund: 0.25% within 30 days, Nil after 30 days; Kotak Balance & Kotak Equity Savings Fund: Withdrawal up to 10% of investment amt within 1 year: Nil, Within 1 year: 1% (if >above limit), After 1 year: Nil

Mutual Fund investments are subject to market risks, read all scheme related documents carefully.